

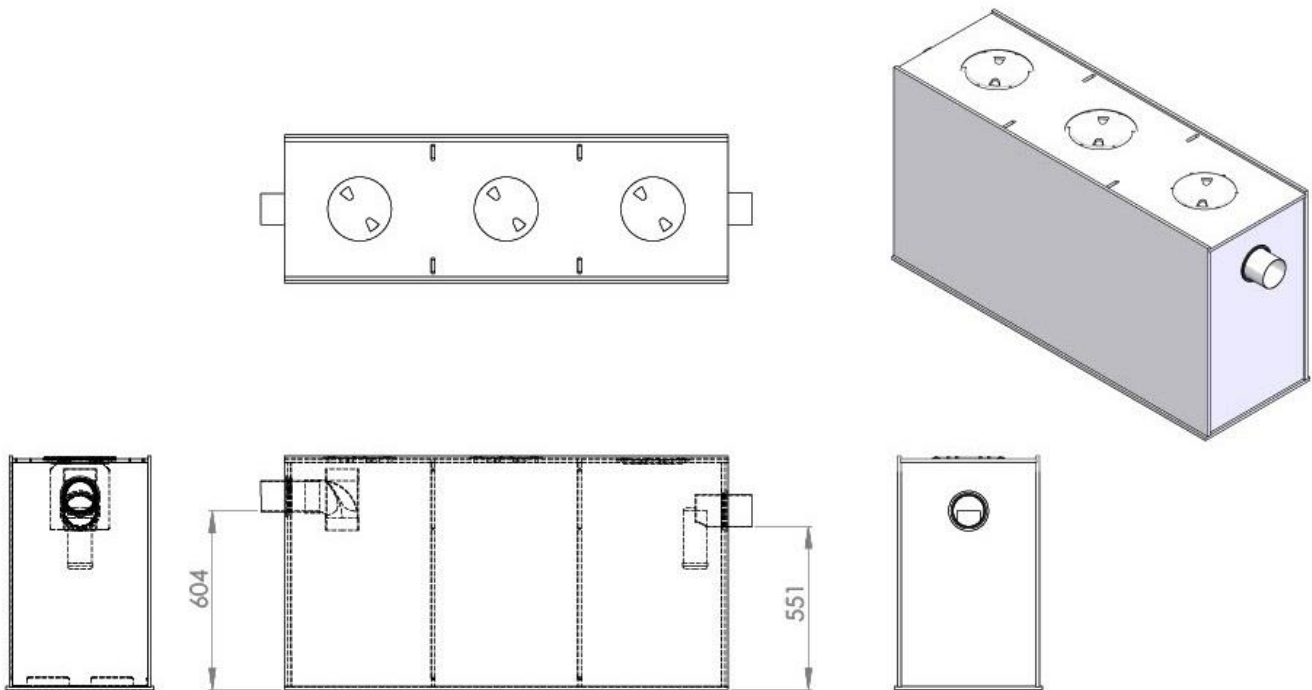


# MACTRAP

oil & grease separator specialists

## MACTRAP 500L POLYMER FUEL/OIL SEPARATOR

Can be installed above or below ground



**Dimensions: 1500L x 590H x 500W**

**NS 1.5, Sludge capacity 360L, oil capacity 70L (excess 70L)**

- Sink/pick up point should be above inlet height
- Max/Min inlet invert = 604mm
- Max/Min outlet invert = 551
- Wallace seals to suit 100mm drainpipe
- Flexible couplings for earth movement requirements
- < 65°C continuous operating temperature

*Diagram shows pipework for illustrative purposes. External inlet and outlet pipe dimensions can be 100mm or reduced to suit e.g. 50mm. Tank is supplied with Wallace seals. Vent off inlet/outlet line*

**Note: All Mactrap passive traps must be vented to ensure air flow in the top of the tank. See 'Installation' on [www.mactrap.co.nz](http://www.mactrap.co.nz)**

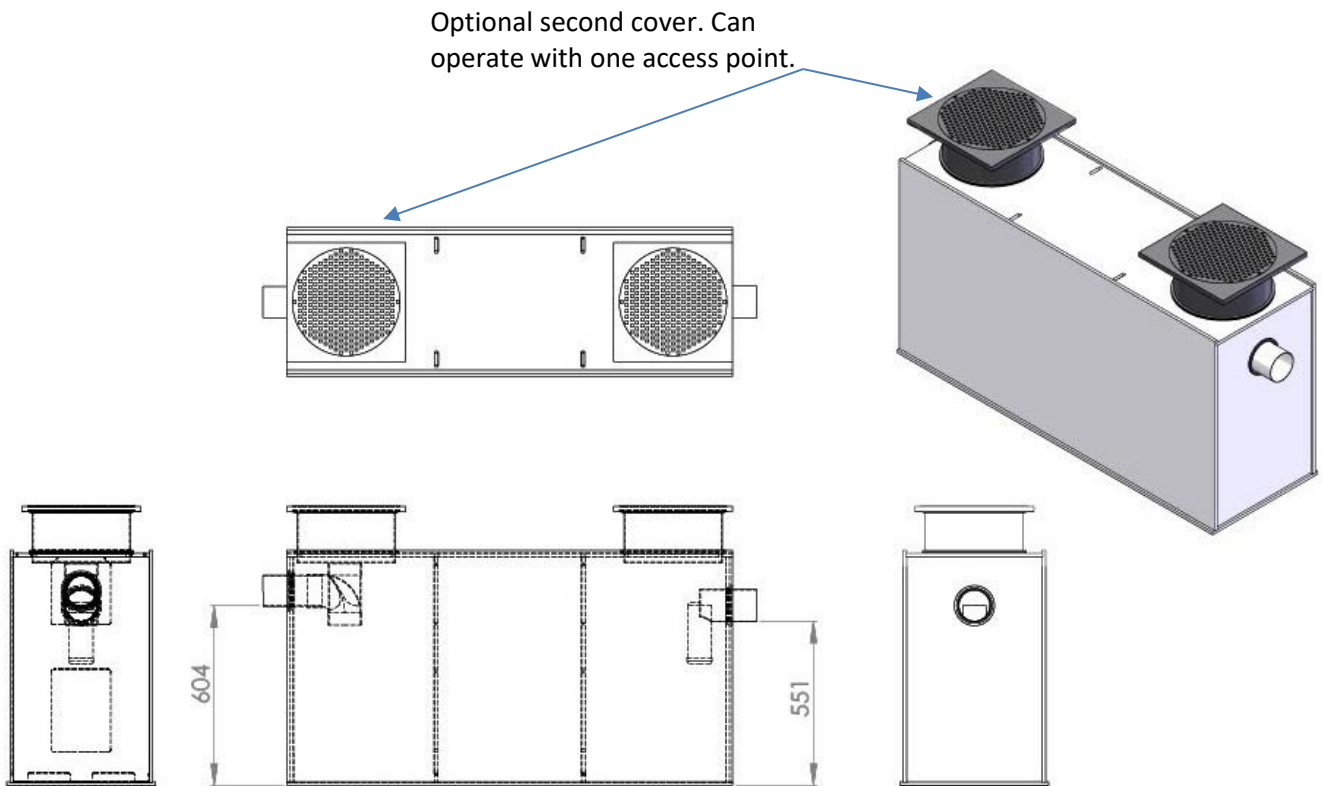
➡ **Maximum loading for top of tank holds <150kg otherwise use pedestrian or traffic cover (below)**

### Traffic or pedestrian lid and riser option (optional extra)

Only required if the trap is installed underground in a pedestrian or vehicular area. MACTRAP polymer units are not to be compacted and used as a load bearing surface.

For more information see [www.mactrap.co.nz](http://www.mactrap.co.nz)

## MACTRAP 500L FUEL/OIL SEPARATOR WITH RISERS / TRAFFICABLE LIDS



Where a Mactrap passive trap is installed underground and the access points are lower than ground level, risers can be added to any of the Mactrap range. These can either be welded to the tank, or provided separately and welded to the tank when in situ. The risers are made from the same HDPE as the tank. The Class A (Pedestrian) and Class D (Traffic) lids are sealed and are manufactured to Class A & D specifications.

Usually the riser(s) are pre-welded and the flanges and screw on lids are provided separately to be installed once the exact height of the riser is known. The risers can be cut on site to the required height, if required.

The riser(s) default length is 450mm but can be any height up to 2m. We recommend at least 2 risers on any tank of 500L or larger for effective operation and cleaning.

For pedestrian or vehicular traffic loading, refer to the installation details.

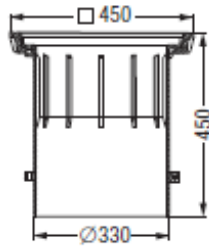


**MACTRAP**

oil & grease separator specialists

## MACTRAP RISERS AND TRAFFICABLE LIDS

Kessel drain lids are manufactured in Germany by KESSEL. They are available in A (Pedestrian), B and D class.

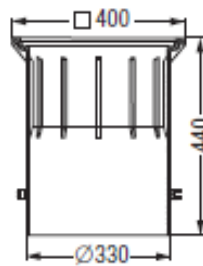


### Class D riser

Height adjustable with clamping ring

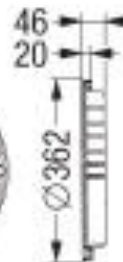


**Class D** cover plate in cast iron



### Class A,B riser

Height adjustable with clamping ring



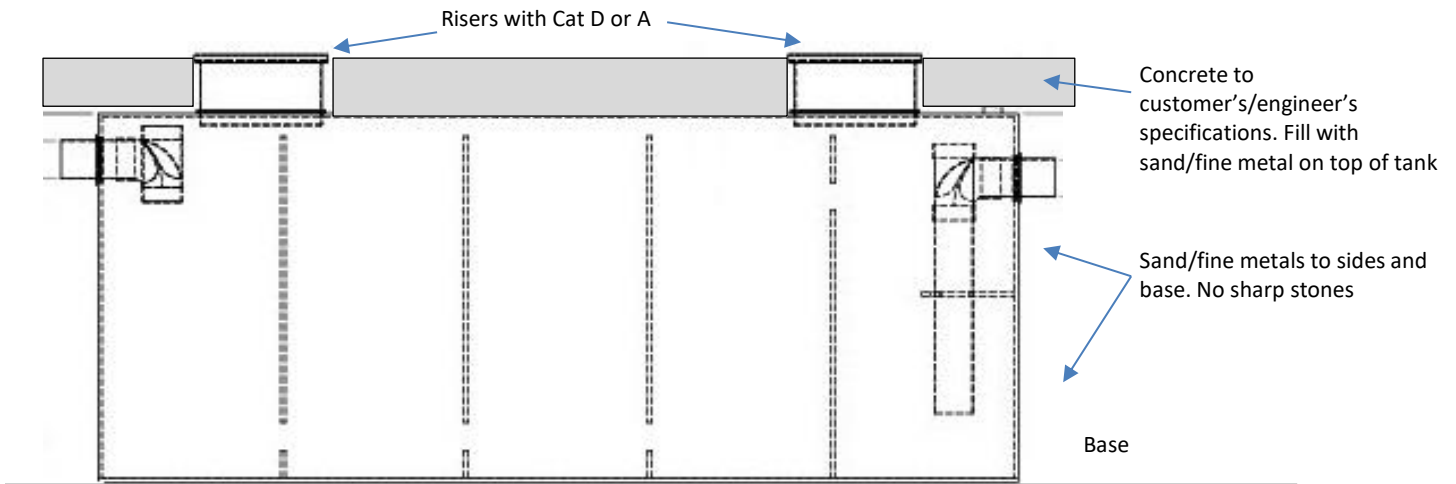
**Class A** cover plate in polymer



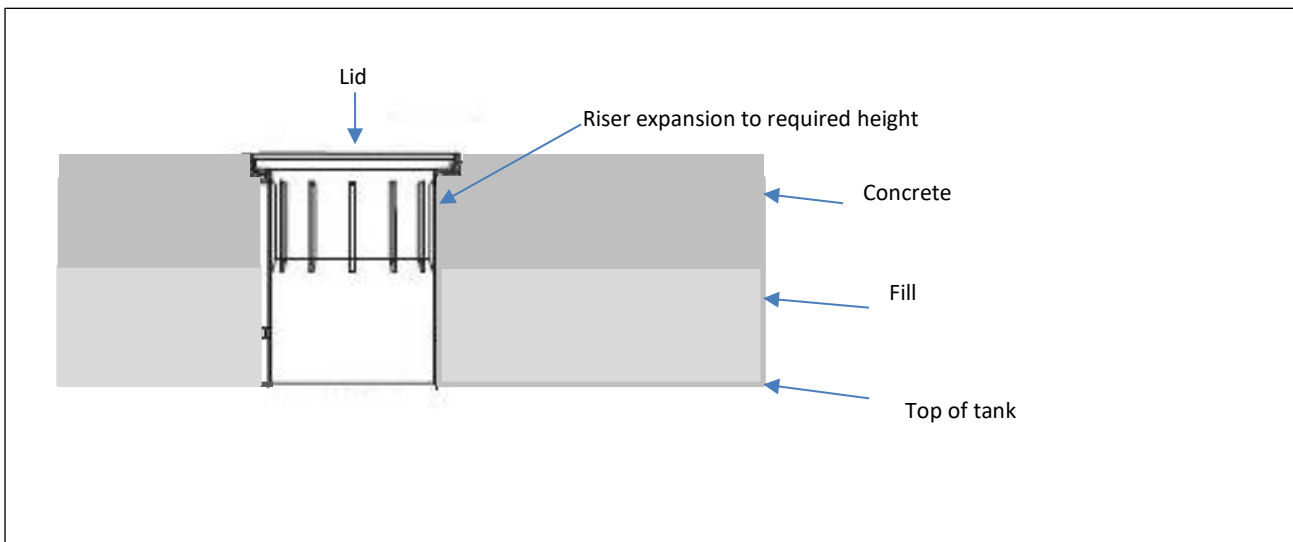
**MACTRAP**

oil & grease separator specialists

## INSTALLATION OF TANK WITH RISERS / TRAFFICABLE LIDS



1. Place tank on level surface with sand/fine gravel to prevent damage to tank.
2. Pack but do not compress side of tank with sand or fine gravel
3. Set tank riser height to suit and position riser covers to proposed level.
4. Pour concrete (concrete cover to be the customers engineer's specifications to meet the required traffic/pedestrian loading. **No loading to be applied to the tank.**)
5. Additional load reducing bridge required if top of tank is greater than 750mm below surface.



For more information see [www.mactrap.co.nz](http://www.mactrap.co.nz)